

# Letto Rondò - Giroletto H.28



## Caratteristiche

- Letto Sfoderabile
- Disponibile in tutti i tessuti del campionario.
- Fornito sempre con rete a doghe di serie.

Giroletto **disponibile** con meccanismo box contenitore

PIEDI DI SERIE - GIROLETTO H.22-28-28Bombato (colori a scelta)



Piede Cono H8

Piede Cilindro H8

Piede Quadro 5x5 H6

Piede ABS H2,5

### DISPONIBILE:

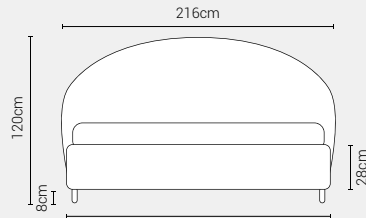
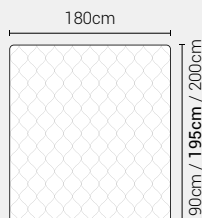
### MISURE MATERASSO

### PROFONDITÀ LETTO

### MISURE LETTO FINITO\*


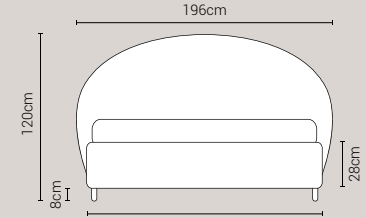
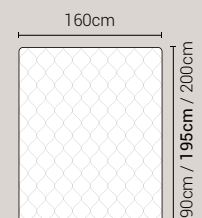
#### MATRIMONIALE MAXI 180

MISURE DI SERIE:  
180 X 190/195/200




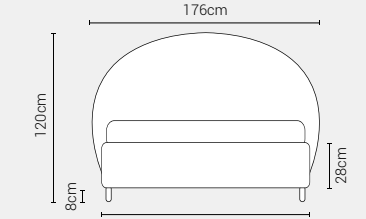
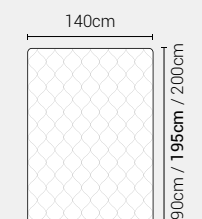
#### MATRIMONIALE 160

MISURE DI SERIE:  
160 X 190/195/200




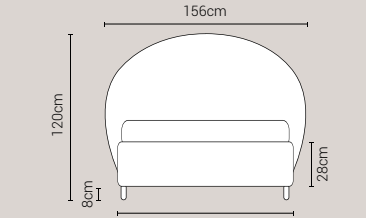
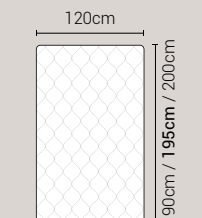
#### FRANCESE 140

MISURE DI SERIE:  
140 X 190/195/200




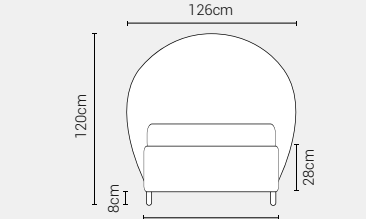
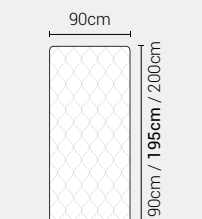
#### PIAZZA E MEZZO 120

MISURE DI SERIE:  
120 X 190/195/200



#### SINGOLO 90

MISURE DI SERIE:  
90 X 190/195/200



\*L'altezza da terra riportate nelle misure tecniche, fanno riferimento al letto fornito con piedi standard consigliati. Cambiando i piedi, cambia anche l'altezza dell'ingombro del letto e del piano d'appoggio del materasso.