

# Letto Abate - Giroletto H.28 Bombato




## Caratteristiche

- Testata non sfoderabile.
- Disponibile in tutti i tessuti del campionario.
- Fornito sempre con rete a doghe di serie.

Giroletto **disponibile con meccanismo box contenitore**

## PIEDI DI SERIE - GIROLETTO H.22-28-28Bombato (colori a scelta)



### DISPONIBILE:

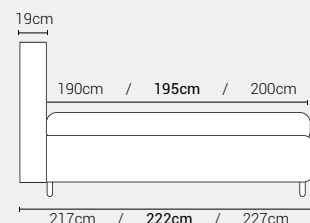
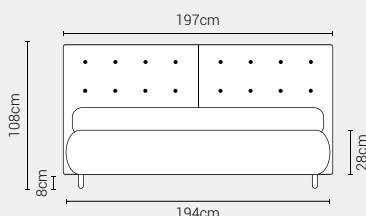
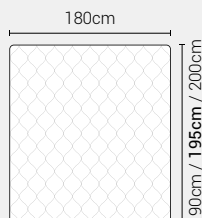
### MISURE MATERASSO

### PROFONDITÀ LETTO

### MISURE LETTO FINITO\*

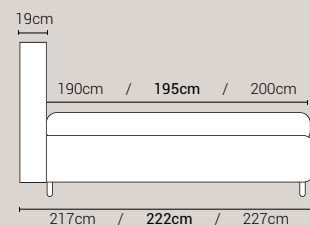
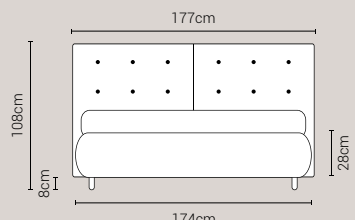
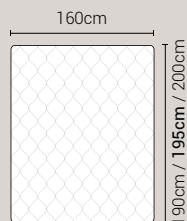
#### MATRIMONIALE MAXI 180

MISURE DI SERIE:  
180 X 190/195/200



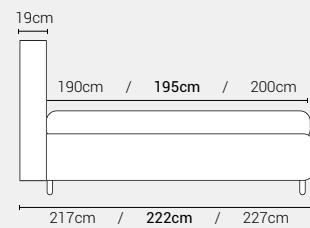
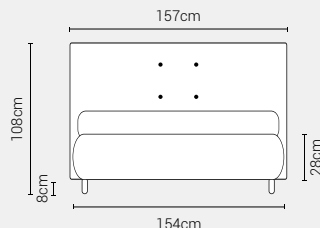

#### MATRIMONIALE 160

MISURE DI SERIE:  
160 X 190/195/200



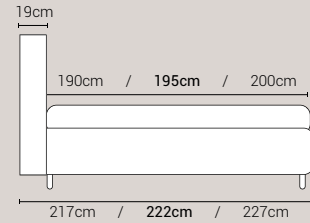
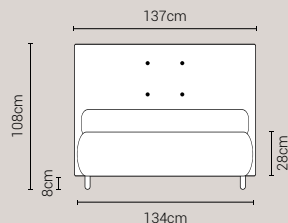

#### FRANCESE 140

MISURE DI SERIE:  
140 X 190/195/200



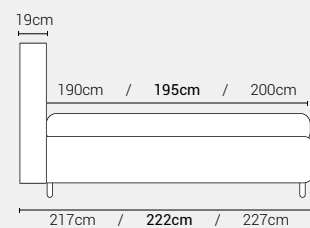
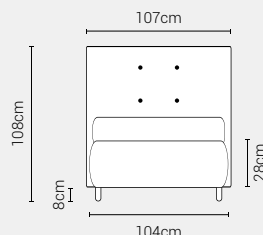

#### PIAZZA E MEZZO 120

MISURE DI SERIE:  
120 X 190/195/200



#### SINGOLO 90

MISURE DI SERIE:  
90 X 190/195/200



\*L'altezza da terra riportata nelle misure tecniche, fanno riferimento al letto fornito con piedi standard consigliati. Cambiando i piedi, cambia anche l'altezza dell'ingombro del letto e del piano d'appoggio del materasso.