

# Letto Vela Basso - Giroletto H.22



## Caratteristiche

- Testata non Sfoderabile
- Disponibile in tutti i tessuti del campionario.
- Fornito sempre con rete a doghe di serie.

Giroletto **disponibile con meccanismo box contenitore**

### BOTTONI CON SOVAPPREZZO



### PIEDI DI SERIE - GIROLETTO H.22-28-28Bombato (colori a scelta)



Piede Cono H8    Piede Cilindro H8    Piede Quadro 5x5 H6    Piede ABS H2,5

## DISPONIBILE:


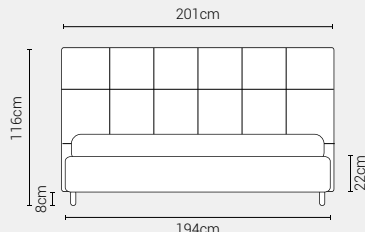
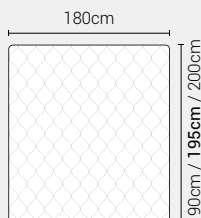
## MISURE MATERASSO

## PROFONDITÀ LETTO

## MISURE LETTO FINITO\*


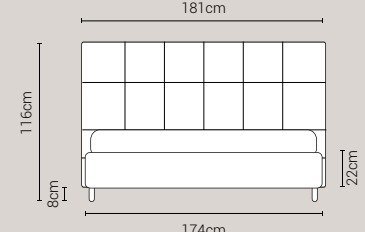
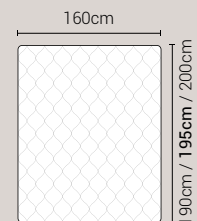
### MATRIMONIALE MAXI 180

MISURE DI SERIE:  
180 X 190/195/200




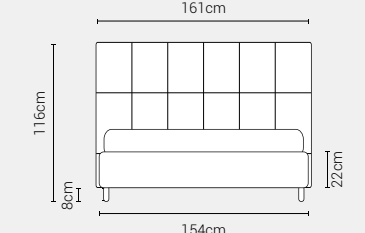
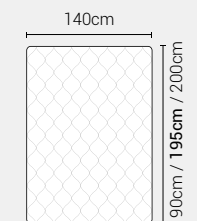
### MATRIMONIALE 160

MISURE DI SERIE:  
160 X 190/195/200




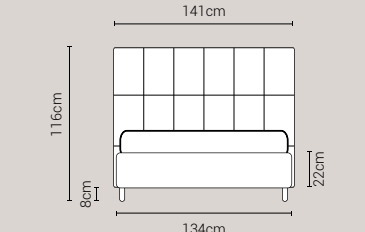
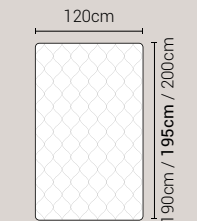
### FRANCESE 140

MISURE DI SERIE:  
140 X 190/195/200




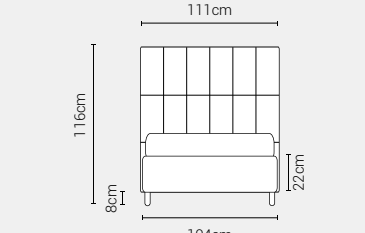
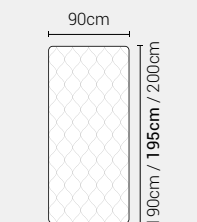
### PIAZZA E MEZZO 120

MISURE DI SERIE:  
120 X 190/195/200



### SINGOLO 90

MISURE DI SERIE:  
90 X 190/195/200



\*L'altezza da terra riportate nelle misure tecniche, fanno riferimento al letto fornito con piedi standard consigliati. Cambiando i piedi, cambia anche l'altezza dell'ingombro del letto e del piano d'appoggio del materasso.