

Letto Alena - Giroletto H.28



Caratteristiche

- Letto Sfoderabile
- Disponibile in tutti i tessuti del campionario.
- Fornito sempre con rete a doghe di serie.

Giroletto **disponibile** con meccanismo box contenitore

PIEDI DI SERIE - GIROLETTO H.22-28-28Bombato (colori a scelta)



Piede Cono H8 Piede Cilindro H8 Piede Quadro 5x5 H6 Piede ABS H2,5

DISPONIBILE:


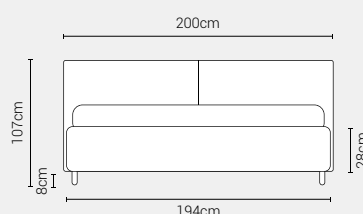
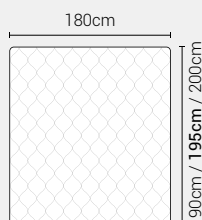
MISURE MATERASSO

PROFONDITÀ LETTO

MISURE LETTO FINITO*


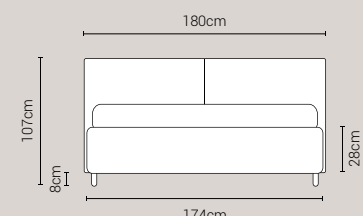
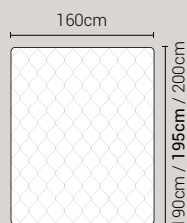
MATRIMONIALE MAXI 180

MISURE DI SERIE:
180 X 190/195/200




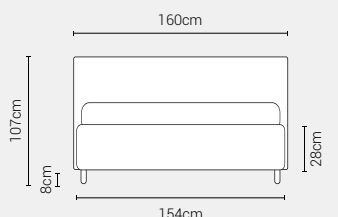
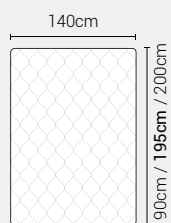
MATRIMONIALE 160

MISURE DI SERIE:
160 X 190/195/200



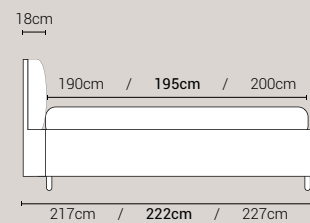
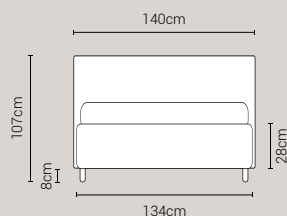

FRANCESE 140

MISURE DI SERIE:
140 X 190/195/200




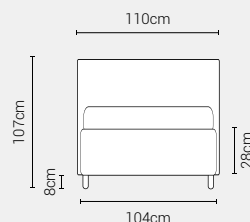

PIAZZA E MEZZO 120

MISURE DI SERIE:
120 X 190/195/200



SINGOLO 90

MISURE DI SERIE:
90 X 190/195/200



*L'altezza da terra riportata nelle misure tecniche, fanno riferimento al letto fornito con piedi standard consigliati. Cambiando i piedi, cambia anche l'altezza dell'ingombro del letto e del piano d'appoggio del materasso.